


Ball valves

Model 50291 3-part ball valve with flanges and ISO mounting plate (58259) and stainless steel pneumatic actuator (50802)



Specifications

⇒ Valve

Dimensions: DN15 to DN80 (1/2" to 3")

Connection: with flanges

Pressure: PN depending on flange dimensions

Operating Temperature: -29°C to +175°C

Material: 316 or CF8M stainless steel

(for the stainless steel parts that can come into contact with the transported fluid)

⇒ Pneumatic actuator

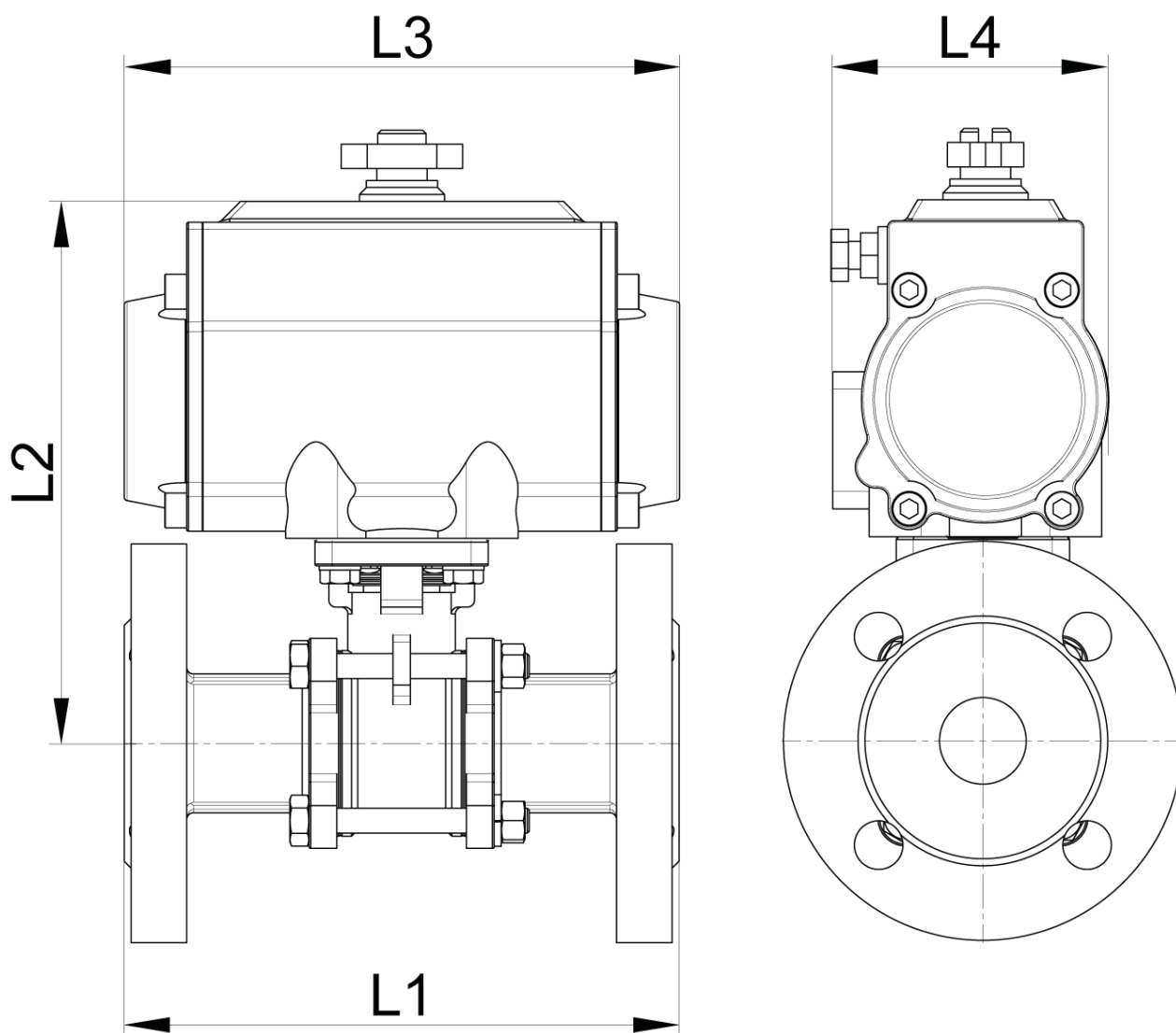
Air connection: 1/8" (VP50 to VP88) or

1/4" (VP100 to VP200)

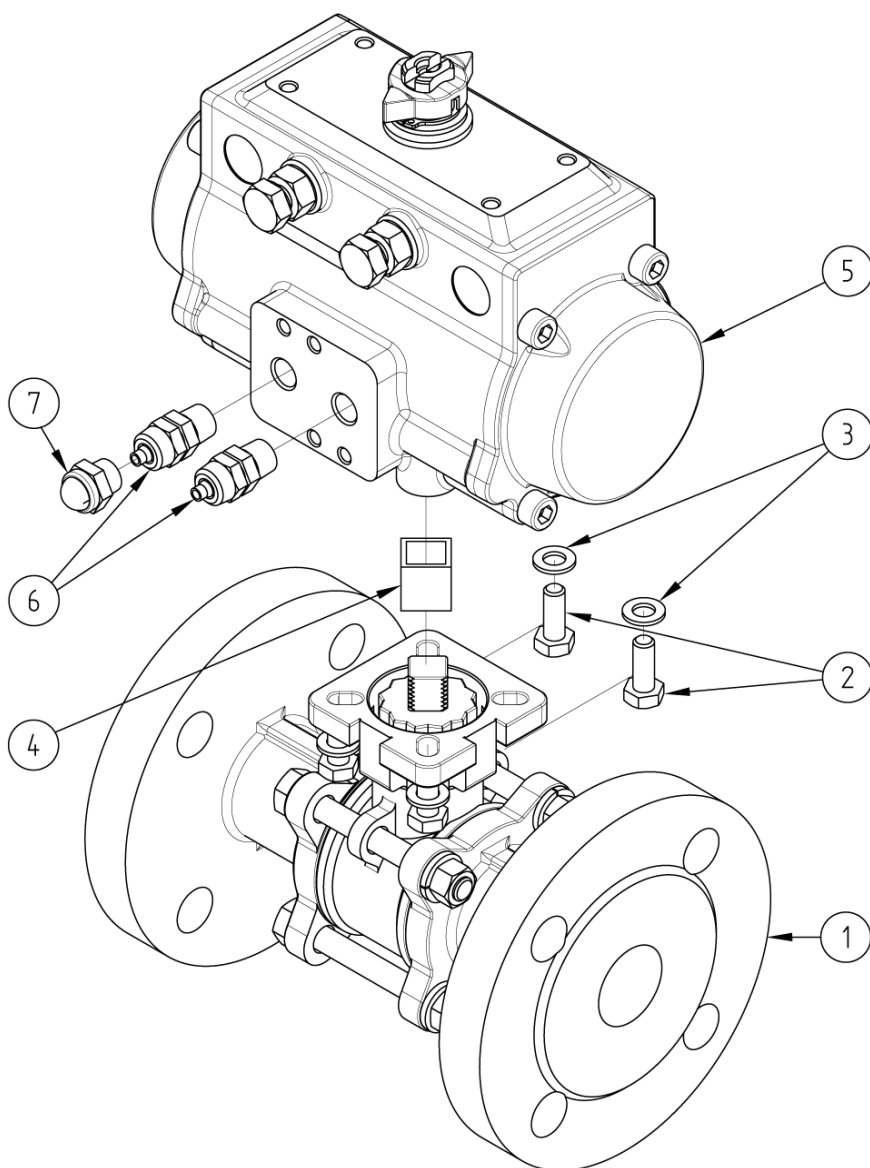
Operating pressure: 6 to 8 bar

Operating temperature: -20°C to +85°C

Material: Stainless steel



DN (mm)	NB (inches)	PN (bar)	L1 (mm)	L2 (mm)	L3 (mm)	L4 (mm)	Weight (kg)	Spring return Part No.	Double-acting type Part No.
15	1/2"	40	130	128	71	141	4.60	450271-15SE	450271-15DE
20	3/4"	40	150	146	81	164	6.50	450271-20SE	-
20	3/4"	40	150	135	71	141	6.50	-	450271-20DE
25	1"	40	160	156	164	81	7.50	450271-25SE	450271-25DE
32	1"1/4	40	180	160	164	81	9.30	450271-32SE	450271-32DE
40	1"1/2	40	200	188	210	95	12.80	450271-40SE	450271-40DE
50	2"	40	230	194	210	95	15.80	450271-50SE	450271-50DE
65	2"1/2	16	290	244	275	123	26.40	450271-65SE	-
65	2"1/2	16	290	229	241	106	26.40	-	450271-65DE
80	3"	16	310	253	275	123	32.50	450271-80SE	450271-80DE



N°	Part Name	Material	Quantity
1	3-PART VALVE WITH FLANGES (58259)	CF8M	1
2	FIXING BOLT	STAINLESS STEEL	4
3	WASHER	STAINLESS STEEL	4
4	COUPLING	STAINLESS STEEL	0 or 1
5	PNEUMATIC ACTUATOR (50802)	STAINLESS STEEL	1
6	CAPPED PNEUMATIC CONNECTOR	NICKEL-PLATED BRASS	1 (SE*) or 2 (DE**)
7	EXHAUST SILENCER	NICKEL-PLATED BRASS	1 (SE*)

*Spring return pneumatic actuator **Double-acting type pneumatic actuator

You can refer to the following product data sheets for more technical information:

- **58259** : 3-part valve with flanges and ISO mounting plate
- **50802SE** : Spring return pneumatic actuator
- **50802DE** : Double-acting type pneumatic actuator

Béné Inox – 11 chemin de la Pierre Blanche – 69800 SAINT-PRIEST – S.A.S with 240 000 € share capital – SIREN N° 311 810 287
Tel. N°: +33 (0)4 78 90 48 22 – Fax N°: +33 (0)4 78 90 69 59 – www.bene-inox.com – bene@bene-inox.com

Technical information, illustrations and photographs are provided for information only, they are not contractual. Some may vary according to the tolerances accepted in the profession and the applicable standards. All instructions for use, disassembly and maintenance are recommendations only. These could also vary depending on product usage conditions, its installation environment and purchaser requirements – of which the purchaser alone is responsible for their definition.