

# Ball valves

**Model 50259** 3-way ball valve with flanges and T-shaped bore (58227) and electric actuator IP68 (50844)



## Specifications

### ⇒ Valve

**Dimensions:** DN20 to DN100 (3/4" to 2")

**Connection:** with flanges

**Pressure:** PN depending on flange dimensions

**Operating Temperature:** -29°C to +175°C

**Material:** 316 or CF8M stainless steel

(for the stainless steel parts that can come into contact with the transported fluid)

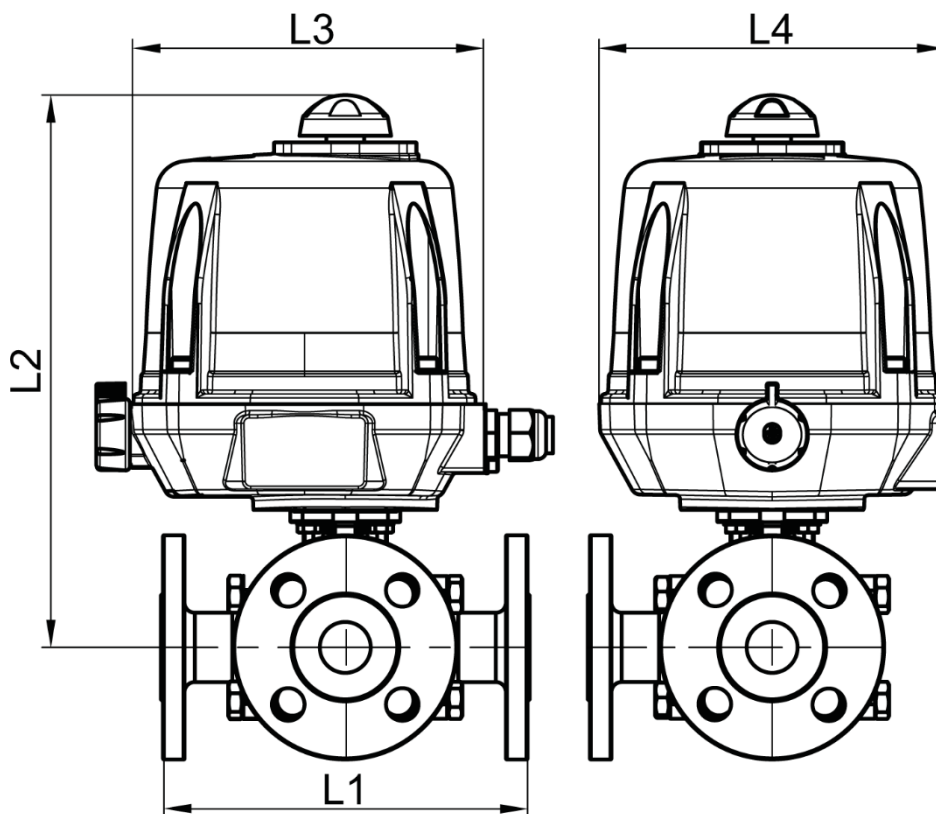
### ⇒ Electric actuator

**Operating temperature:** -20°C to +70°C

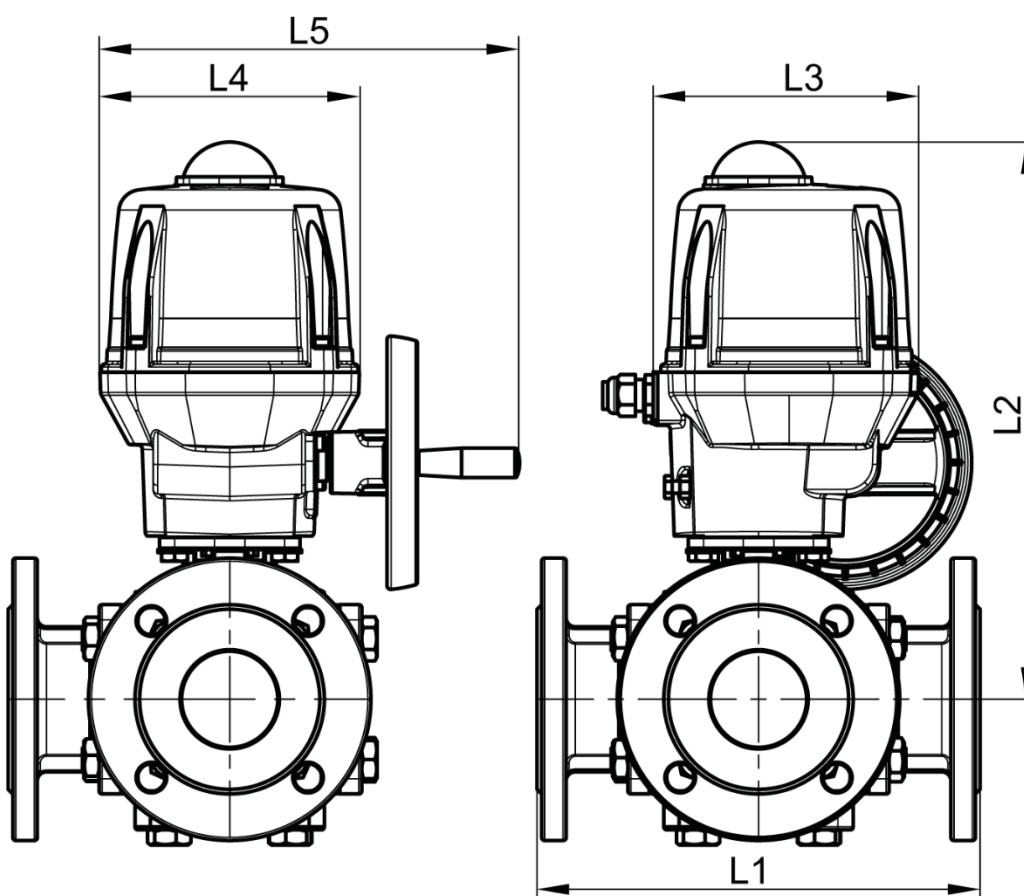
Aluminium housing and plastic cap IP68

Visual position indicator

Self-regulating anti-condensation heater



DN20 to DN50



DN65 to DN100

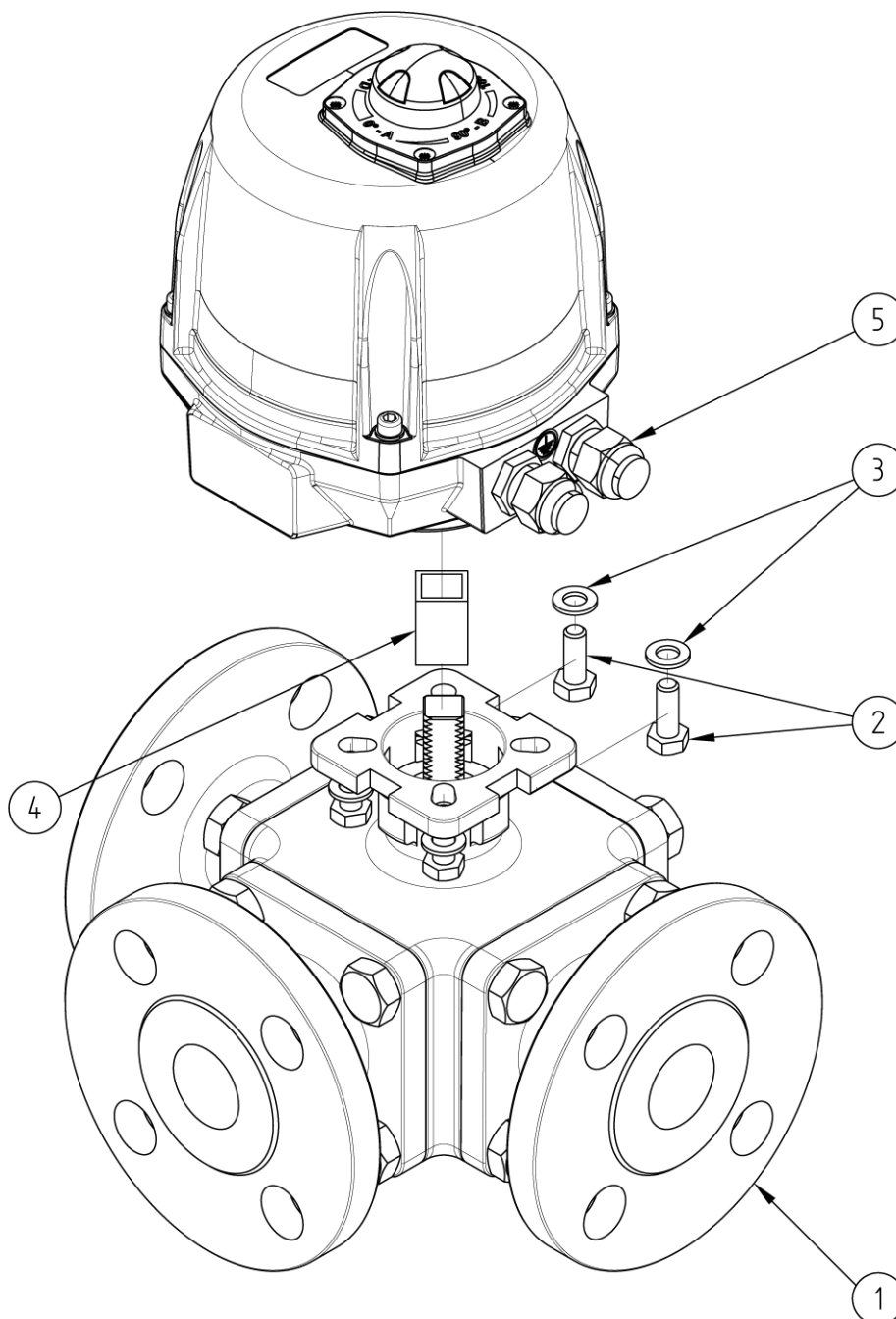
**Béné Inox** – 11 chemin de la Pierre Blanche – 69800 SAINT-PRIEST – S.A.S with 240 000 € share capital – SIREN N° 311 810 287  
Tel. N°: +33 (0)4 78 90 48 22 – Fax N°: +33 (0)4 78 90 69 59 – [www.bene-inox.com](http://www.bene-inox.com) – [bene@bene-inox.com](mailto:bene@bene-inox.com)

Technical information, illustrations and photographs are provided for information only, they are not contractual. Some may vary according to the tolerances accepted in the profession and the applicable standards. All instructions for use, disassembly and maintenance are recommendations only. These could also vary depending on product usage conditions, its installation environment and purchaser requirements – of which the purchaser alone is responsible for their definition.

DN (mm)	NB (inches)	L1 (mm)	L2 (mm)	L3 (mm)	L4 (mm)	L5 (mm)	Opening/ closing time (90°) (s)	Weight (kg)	Part No. 100-230V AC and 100-350V DC
20	3/4"	165	258	192	170	x	7	10.60	450259-20A
25	1"	181	269	192	170	x	7	12.10	450259-25A
32	1"1/4	190	273	192	170	x	15	14.10	450259-32A
40	1"1/2	212	286	192	170	x	20	16.50	450259-40A
50	2"	230	293	192	170	x	20	25.50	450259-50A
65	2"1/2	290	365	209	170	275	15	36.80	450259-65A
80	3"	310	377	209	170	275	30	51.80	450259-80A
100	4"	352	408	209	170	275	60	77.80	450259-100A

DN (mm)	NB (inches)	Opening/ closing time (90°) (s)	Part No. 15-30V AC and 12-48V DC	Opening/ closing time (90°) (s)	Part No. 400V TRI 50/60 Hz
20	3/4"	7	450259-20B	10	450259-20C
25	1"	7	450259-25B	10	450259-25C
32	1"1/4	15	450259-32B	10	450259-32C
40	1"1/2	20	450259-40B	15	450259-40C
50	2"	20	450259-50B	15	450259-50C
65	2"1/2	15	450259-65B	10	450259-65C
80	3"	30	450259-80B	20	450259-80C
100	4"	60	450259-100B	35	450259-100C

Electric actuator with aluminium housing and plastic cap with IP68 protection rating.  
 Visual position indicator. Manual override control with safe clutch disengagement.  
 Configurable limit switches. Torque limiting device. Anti-condensation heater.  
 Actuator operating temperature: -20°C to +70°C.  
 Duty cycle: 50%. Number of starts per hour: 150.  
 Actuator sized for a valve  $\Delta P = \max$ . 16 bar. For  $\Delta P > 16$  bar, please contact us.  
 Standard operation: Opening/closing at 0/90°.



N°	Part Name	Material	Quantity
1	3-WAY VALVE WITH FLANGES (58227)	CF8M	1
2	FIXING BOLT	STAINLESS STEEL	4
3	WASHER	STAINLESS STEEL	4
4	COUPLING	STAINLESS STEEL	0 or 1
5	ELECTRIC ACTUATOR (50844)	ALUMINIUM/PLASTIC	1

You can refer to the following product data sheets for more technical information:

- **58227** : 3-way valve with flanges - T-shaped bore
- **50844** : ¼ turn (90°) electric actuator - IP68

**Béné Inox** – 11 chemin de la Pierre Blanche – 69800 SAINT-PRIEST – S.A.S with 240 000 € share capital – SIREN N° 311 810 287  
Tel. N°: +33 (0)4 78 90 48 22 – Fax N°: +33 (0)4 78 90 69 59 – [www.bene-inox.com](http://www.bene-inox.com) – [bene@bene-inox.com](mailto:bene@bene-inox.com)

Technical information, illustrations and photographs are provided for information only, they are not contractual. Some may vary according to the tolerances accepted in the profession and the applicable standards. All instructions for use, disassembly and maintenance are recommendations only. These could also vary depending on product usage conditions, its installation environment and purchaser requirements – of which the purchaser alone is responsible for their definition.